

Bifacial Double Glass Module DAS-DH156NA

610W~635W

Key Features



High Efficiency

Leading module efficiency in industry, up to 22.7%



Excellent Appearance and Performance

Bifacial solar cell, symmetrical design, low risk of micro-crack



High Reliability

Passed 3*IEC standard test, 15 years materials warranty, 30 years power warranty



Excellent Rear Side Power Generation

Bifaciality is up to 80%, up to 30% more energy yield than conventional modules



Better low irradiance performance

Higher power output even under low irradiance environments like on cloudy or foggy days



Extensive Application Scenes

More extensive application scenes, such as BIPV, snow field, vertical installation, high humidity, strong wind and desert region

Maximum Power Output	Maximum Module Efficiency	Power Output Tolerance
635W	22.7%	0~+5W

Product and Quality Certifications

IEC 61215, IEC 61730

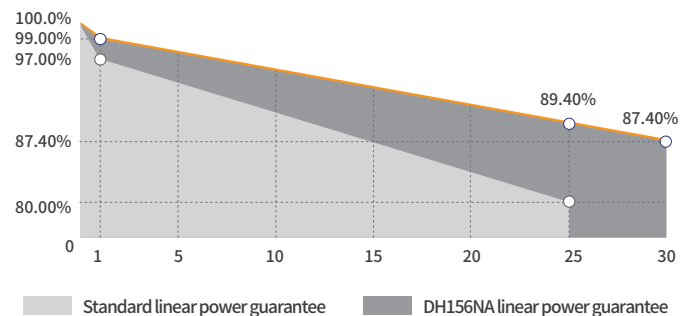
ISO 9001: Quality Management System

ISO 14001: Environment Management System

ISO 45001: Occupational Health and Safety Management System

IEC 62716, IEC 61701: Ammonia, Salt mist corrosion test

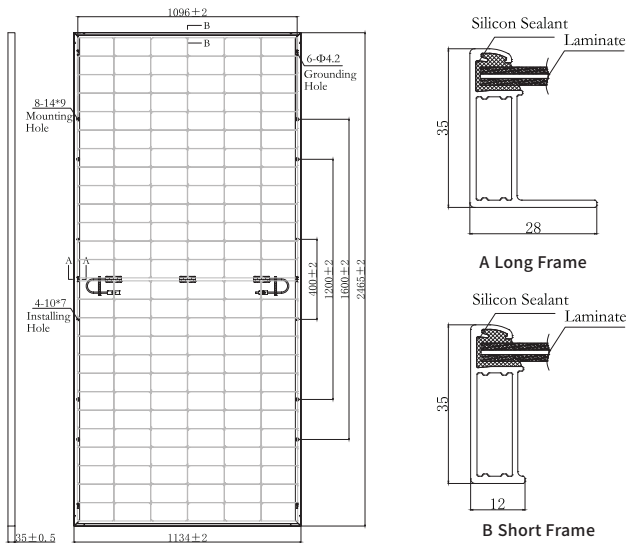
IEC TS 62804-1, IEC 60068-2-68: PID test, Dust and Sand test



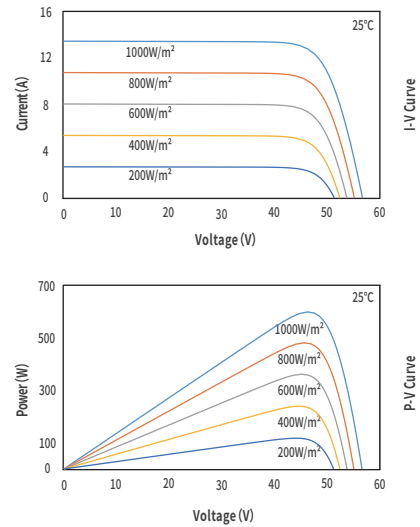
Leading product and power warranty

-1.00% 1st-year Degradation **-0.40%** Annual Degradation **15** Years materials and workmanship warranty **30** Years linear power warranty

Engineering Drawing (mm)



Characteristic Curves(615W)



Electrical Parameters (STC *)

Nominal Max. Power(Pmax/W)	610	615	620	625	630	635
Open Circuit Voltage(Voc/V)	55.32	55.46	55.60	55.74	55.88	56.01
Short Circuit Current(Isc/A)	14.03	14.11	14.19	14.27	14.35	14.42
Operating Voltage(Vmp/V)	45.59	45.76	45.93	46.09	46.26	46.42
Operating Current(Imp/A)	13.38	13.44	13.50	13.56	13.62	13.68
Efficiency(%)	21.8	22.0	22.2	22.4	22.5	22.7

STC *: Irradiance = 1000 W/m², Cell Temperature = 25°C, AM = 1.5
Test condition is based on the front side

Mechanical Parameters

Cell Type	N Type
Module Size	2465 × 1134 × 35mm
Glass Thickness	2.0mm
Module Weight	34.3Kg
Output Cable	4mm ² , cable length 300mm (can be customized)
Connector	MC4 compatible
Junction Box	IP68, 3 bypass diodes
Frame	Anodized aluminium alloy

Electrical Parameters (NMOT *)

Nominal Max. Power(Pmax/W)	466.0	470.0	474.0	478.0	481.0	484.0
Open Circuit Voltage(Voc/V)	52.29	52.43	52.56	52.69	52.82	52.98
Short Circuit Current(Isc/A)	11.30	11.37	11.43	11.49	11.56	11.62
Operating Voltage(Vmp/V)	43.87	44.08	44.28	45.18	45.33	45.45
Operating Current(Imp/A)	10.53	10.55	10.57	10.58	10.61	10.65

NMOT *: Irradiance = 800 W/m², Ambient Temperature = 20°C, AM = 1.5,
Wind Speed = 1 m/s
Test condition is based on the front side

Temperature Coefficients

Short Circuit Current(Isc)	+0.045%/°C
Open Circuit Voltage(Voc)	-0.250%/°C
Nominal Max. Power(Pmax)	-0.300%/°C
NMOT	42 ± 2°C

Backside Power Gain (For 615W)

Power Gain	10%	15%	20%	25%	30%
Nominal Max. Power(Pmax/W)	676.5	707.3	738.0	768.8	799.5
Open Circuit Voltage(Voc/V)	55.46	55.46	55.56	55.56	55.56
Short Circuit Current(Isc/A)	15.52	16.23	16.93	17.64	18.34
Operating Voltage(Vmp/V)	45.76	45.76	45.86	45.86	45.86
Operating Current(Imp/A)	14.78	15.46	16.09	16.76	17.43

Operating Parameters

Max. System Voltage	DC1500V
Power Tolerance	0 ~ +5 W
Operating Temperature	-40°C ~ +85°C
Max. Fuse Rated Current	30A
Front Static Load	Snow load 5400Pa, Wind load 2400Pa
Packing Data	31 pcs/Pallet; 124(20GP); 496(40HQ)