


BISTAR

TP6F72M **144 half-cell**

395 - 415W

9BB half-cut mono perc



KEY FEATURES



9BB half-cut cell technology

New circuit design, lower internal current, lower Rs loss



Significantly lower the risk of hot spot

Special circuit design with much lower hot spot temperature



Lower LCOE

2% more power generation, lower LCOE



Anti
PID

Excellent Anti-PID performance

2 times of industry standard Anti-PID test by TUV SUD



IP68 junction box

The highest waterproof level

SYSTEM & PRODUCT CERTIFICATES

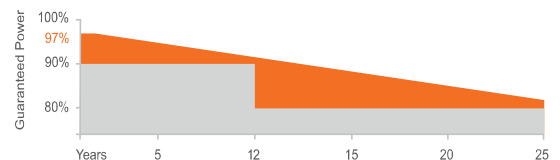
- IEC 61215 / IEC 61730 / UL 1703
- ISO 9001 : 2015 Quality Management System
- ISO 14001 : 2015 Environment Management System
- ISO 45001: 2018 Occupational Health and Safety Management Systems



PERFORMANCE WARRANTY



■ Talesun standard
■ Industry standard



ELECTRICAL PARAMETERS

Performance at STC (Power Tolerance 0 ~+3%)

Maximum Power(Pmax/W)	395	400	405	410	415
Operating Voltage(Vmpp/V)	40.3	40.5	40.7	40.9	41.1
Operating Current(Imp/A)	9.81	9.89	9.96	10.04	10.11
Open-Circuit Voltage(Voc/V)	48.9	49.1	49.3	49.5	49.8
Short-Circuit Current(Isc/A)	10.35	10.43	10.50	10.58	10.66
Module Efficiency η (%)	19.6	19.9	20.1	20.4	20.6

Performance at NMOT

Maximum Power(Pmax/W)	294.6	298.5	302.1	305.9	309.5
Operating Voltage(Vmpp/V)	37.5	37.7	37.9	38.0	38.3
Operating Current(Imp/A)	7.85	7.93	7.98	8.04	8.09
Open-Circuit Voltage(Voc/V)	45.5	45.7	45.9	46.1	46.4
Short-Circuit Current(Isc/A)	8.35	8.42	8.48	8.54	8.60

STC: Irradiance 1000W/m², Cell Temperature 25°C, Air Mass AM1.5 NMOT: Irradiance at 800W/m², Ambient Temperature 20°C, Air Mass AM1.5, Wind Speed 1m/s

MECHANICAL SPECIFICATION

Cell Type	Mono-Crystalline Silicon (9Busbar)
Cell Dimensions	158.75*158.75mm(6inches)
Cell Arrangement	144 (6*24)
Weight	22.5kg(51.8lbs)
Module Dimensions	2008*1002*35mm (79.06*39.45*1.38inches)
Cable Length	300mm(11.8inches)
Cable Cross Section Size	4mm ² (0.006inches ²)
Front Glass	3.2mm High Transmission, Tempered Glass
No. of Bypass Diodes	3/6
Packing Configuration (1)	30pcs/carton, 660pcs/40hq
Packing Configuration (2)	30+4pcs/carton, 704pcs/40hq
Frame	Anodized Aluminium Alloy
Junction Box	IP68

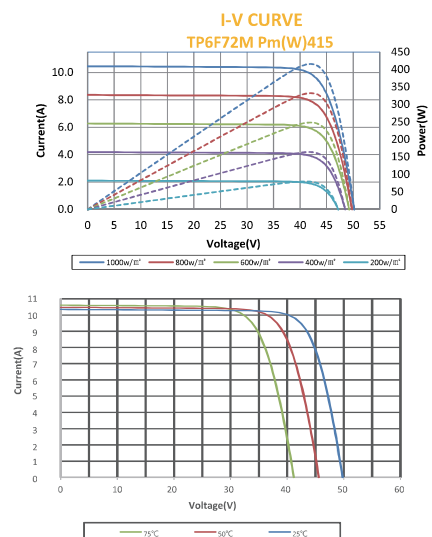
OPERATING CONDITIONS

Maximum System Voltage	1000V/DC(IEC)/1500V/DC(IEC)
Operating Temp	-40°C~+85°C
Maximum Series Fuse	20A
Static Loading	5400Pa
Conductivity at Ground	≤ 0.1Ω
Safety Class	II
Resistance	≥100MΩ
Connector	MC4 Compatible

TEMPERATURE COEFFICIENT

Temperature Coefficient Pmax	-0.39%/°C
Temperature Coefficient Voc	-0.30%/°C
Temperature Coefficient Isc	+0.05%/°C
NMOT	43±2°C

I-V CURVE



TECHNICAL DRAWINGS

